

# SFDL LED - SFDEL LED

## Floodlights for LED lamps



### Description

With its high protection class IP66, the SFD series of floodlights for potentially explosive atmospheres in Zones 1, 2 as well as 21 and 22 is suitable for lighting large areas and buildings where there are rough ambient conditions.

This lighting series is the ideal solution for medium and high suspension heights, especially for offshore oil and gas production installations, in industrial, chemicals and petrochemicals installations, for pipelines and refineries.

The lighting series is designed with type of protection “Ex d” and “Ex de” (with convenient connection space). The lamps with. As more efficient lighting technology has been developed, the SFD light series has also become available with high performance LED modules with power consumption 179 W to a maximum 245 W and provide high illumination intensity. These are ideal for replacing high pressure lamps and keep costs down due to their low energy consumption and long service life. For the electrical connection threaded holes, are provided on the floodlight to house the cable glands or blanking plugs, approved for the explosion protected area (“Ex d” – 1x ¾" NPT / “Ex de” – 2 x M20 x 1.5). An adjustable swivel bracket is available for wall and ceiling mounting.

### Installation

hazardous areas - Zone 1 / 2 (Gases) - Zone 21 / 22 (Dusts)

### Classification

Group II - Category 2G 2D

### Reference standards

Directive 2014/34/EU	
Execution	Ⓜ II 2 G Ex db IIB + H2 T6...T4 Gb or Ⓜ II 2 G Ex db eb IIB + H2 T6...T4 Gb Ⓜ II 2 D Ex tb IIIC T85 °C...T135°C Db
Rules of compliance	EN/IEC 60079-0; EN/IEC 60079-1; EN/IEC 60079-7; EN/IEC 60079-31
EU Type-Examination Certificate	INERIS 01 ATEX 0018
Protection degree	IP66
Ambient temperature	-20 °C ÷ +60 °C
Other available certificates	IECEx: IECEx INE 15.0003X RUSSIAN MARINE CERTIFICATE (RMRS): 19.02519.280 ECASEx: 23-06-22481/Q23-06-048569/NB0002

### Mechanical characteristics

Body	marine grade copper free aluminium
Diffuser	tempered front glass
Support	adjustable type hot dip galvanized steel
Painting	external epoxy powders grey RAL-9006 COLOUR
Screws	external stainless steel
Gaskets	silicon rubber
Cable entry	¾" NPT (Ex d version) / ISO-M25 (Ex de version)

### Electrical characteristics

Power supply	100 - 277 Vac electronic driver 5 0/60 Hz 141 - 273 Vdc electronic driver with NTC thermal sensor on PCB
Input surge protection	DM 6KV, CM 10KV
Lamp type	LUXEON 5050 / LUMILEDS CRI 70, CCT 5700 K. Lifetime: 60.000 hours L80 B20 @ta60
Inrush current	SFDL/SFDEL 40 : 81,5 A -220 Vac for 0.848ms SFDL/SFDEL 48 : 73,5 A -220 Vac for 1.340ms SFDL/SFDEL 56 : 73,5 A -220 Vac for 1.340ms
Internal wiring	high-temperature resistant silicon rubber insulation cables
Terminals	suitable up to 2.5sq/mm cables
Optic	with symmetrical lens vertex at 65 deg

### On Request Accessories

- External painting colour on request
- Threaded cable entry different than standard



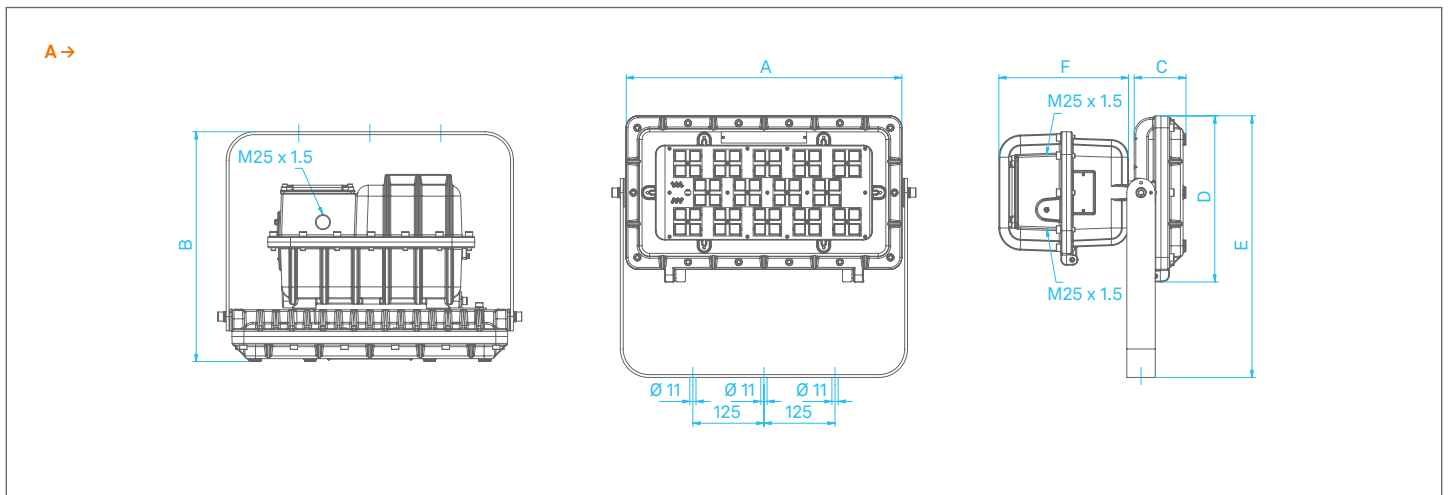
**Technical data**

CODE	Nom. Power PCB LED	Temperature Class (Gas)	Temperature Class (Dusts)	Nominal output (lm)	Effic. [lm/W]	Total power	Cable entry size	Detail
<b>Floodlights for LED lamp - Power supply 100-277 VAC - 50/60 Hz</b>								
SFDL-040 LED	168 W	T6 (Ta = -20 °C / +40 °C)	T 85 °C	19020	106.30	179 W	1 x ¾" NPT	A
SFDEL-040 LED		T6 (Ta = -20 °C / +48 °C)	T 85 °C				2 x ISO-M25	B
SFDL-048 LED	202 W	T5 (Ta = -20°C / +40°C)	T 100 °C	22640	107.80	210 W	1 x ¾" NPT	A
SFDEL-048 LED		T5 (Ta = -20°C / +50°C)	T 100 °C				2 x ISO-M25	B
SFDL-056 LED	235 W	T5 (Ta = -20°C / +40°C)	T 100 °C	26410	107.80	245 W	1 x ¾" NPT	A
SFDEL-056 LED		T5 (Ta = -20°C / +50°C)	T 100 °C				2 x ISO-M25	B

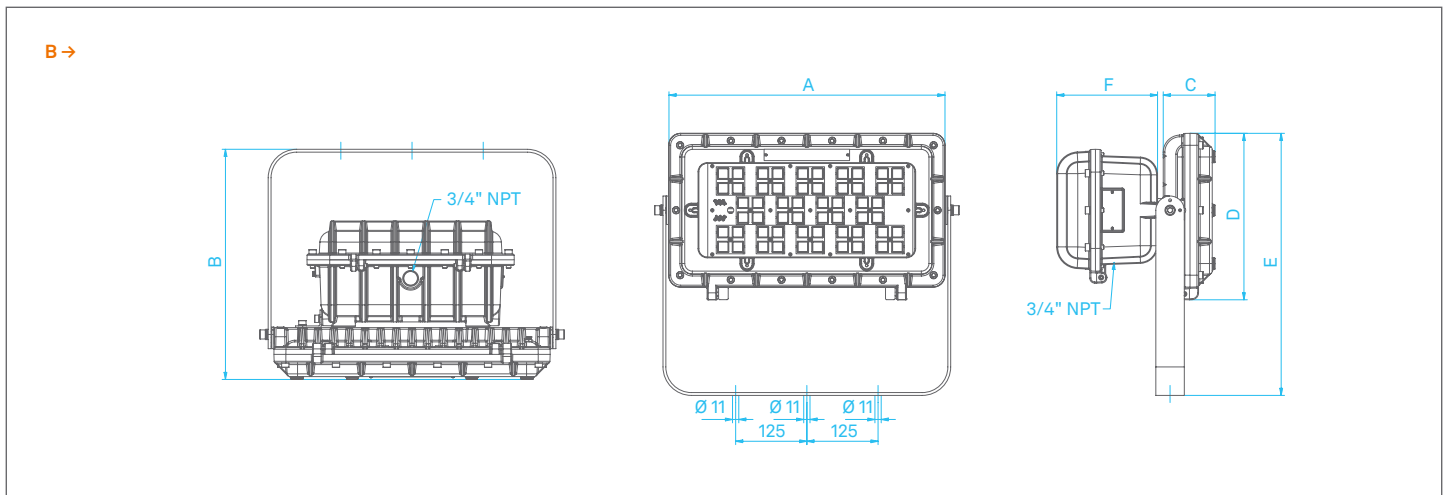
**Technical features**

CODE	A [mm]	B [mm]	C [mm]	D [mm]	E [mm]	F [mm]	Weight [Kg]	Cable entry	Detail
SFDL-040 LED	485	390	100	292	462	190	25,00	1 x ¾" NPT	A
SFDL-048 LED									A
SFDL-056 LED									A
SFDEL-040 LED	485	390	100	292	462	240	26,00	2 x ISO-M25	B
SFDEL-048 LED									B
SFDEL-056 LED									B

**Reference details**

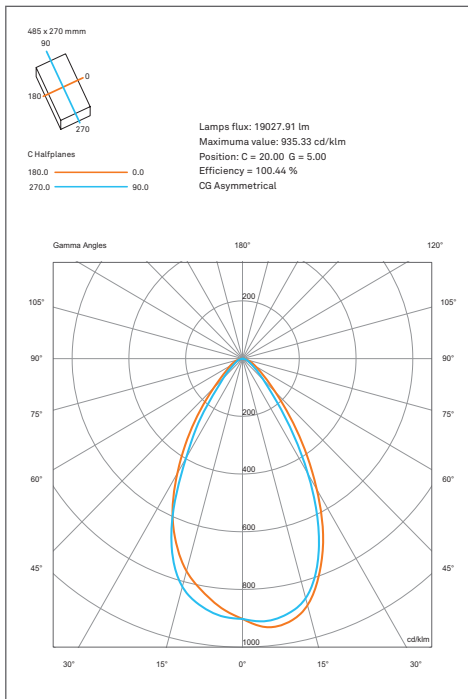


**Reference details**

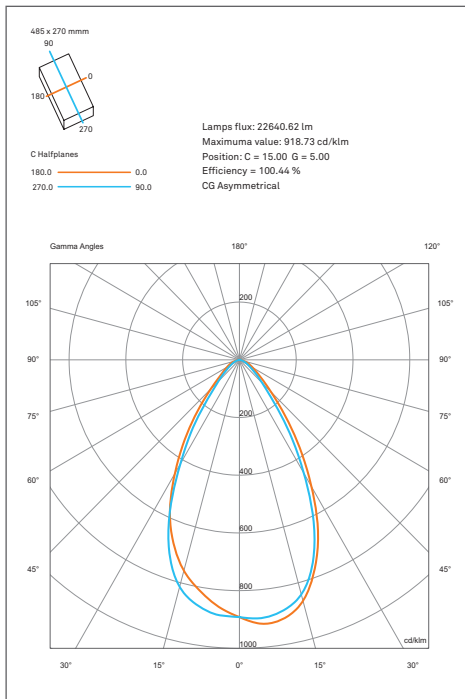


## SFDL Polar diagrams – photometric data

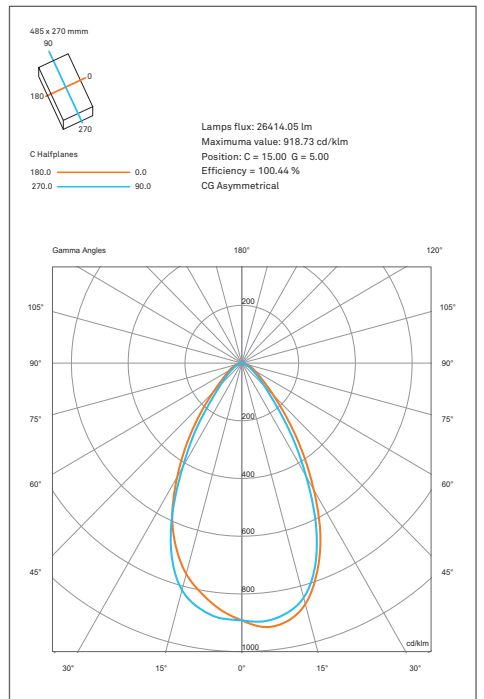
### SFDL-04400



### SFDL-04800



### SFDL-05600



**REMARK:**

Due to the development of the national and international specifications and of the technology, the above technical characteristics showed on this bulletin can be considered as binding on our confirmation only.